

XD Series Hose Reels



30 / 30 HN

**7 Year
Warranty!**

High Capacity Reel

Used in applications requiring longer-range dispense and higher capacity than the standard XDX 10/20 series. Ideal for use on mobile service trucks, heavy construction and industrial plants.



Spring Adjustment

Increase or decrease spring tension while reel is pressurized with fluid.

Full-Flow Swivel

Maximize material flow with minimal pressure drop for faster fills to get more vehicles through your shop.

Optional Adjustable Arm

Easily change to one of seven arm positions to fit your application. Order with arm (HS models) or without (HN models).

Durable Finish

Baked-on enamel finish (four colors available) protects reel from corrosion.

Large Hose Capacity with Small Profile

Compact pedestal and spool fits into tight spaces and can accommodate 30-75 foot (9.1-22.8 meters) hose capacity for a wide variety of applications.

Typical Applications

- Heavy-duty truck dealers
- Fleet maintenance
- Mining maintenance
- Public works garage
- Construction vehicle maintenance
- Heavy-duty mobile service trucks
- Mining
- Lube trucks

Typical Fluids Handled

- Petroleum- and synthetic-based oils (motor, gear and ATF)
- Diesel fuel
- Air
- Water
- Grease
- Antifreeze
- Windshield washer fluid
- Pressure wash
- Waste oil evacuation
- Diesel exhaust fluid (DEF)

Technical Specifications

Operating Temperature Range

Air/Water/Antifreeze/ Windshield Washer Fluid	-40°F to 180°F (-40°C to 82°C)
Oil	-40°F to 180°F (-40°C to 82°C)
Grease	-40°F to 180°F (-40°C to 82°C)
Pressure Wash	-20°F to 225°F (-28°C to 107°C)
Fuel/Evacuation	-40°F to 120°F (-40°C to 49°C)
Diesel Exhaust Fluid (DEF)	12°F to 140°F (-11°C to 60°C)

Wetted Parts (Bare Reel Only)

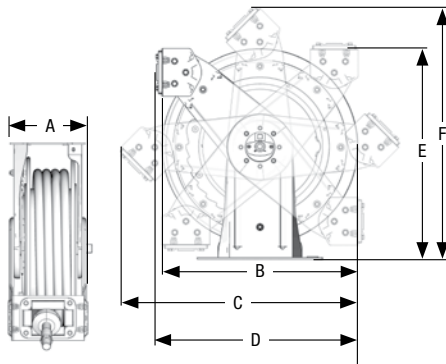
Air/Water/Antifreeze/ Windshield Washer Fluid Reels	Nickel plated carbon steel, aluminum, Buna-N rubber, UHMWPE
Oil	Nickel plated carbon steel, aluminum, Buna-N rubber, UHMWPE
Grease	Nickel plated stainless steel, Buna-N rubber, UHMWPE
Pressure Wash	Nickel plated stainless steel, Buna-N rubber, UHMWPE
Fuel/Evacuation	Nickel plated carbon steel, aluminum, Buna-N rubber, UHMWPE
Diesel Exhaust Fluid (DEF)	Zinc plated steel, polyurethane, steel

Weight (Without Hose)	98 lb (44.5 kg)
Sound Pressure Level	85.8 dB(A)
Sound Power Level	94.9 dB(A)
Instruction Manual	3A0138

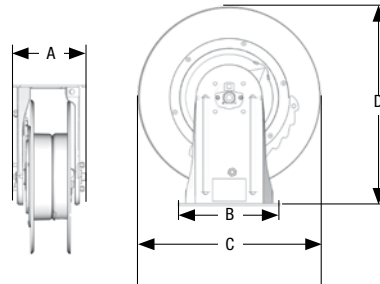
Dimensions

	HS Models (with Adjustable Arm)	HN Models (without Arm)
A	9.0 in (229 mm)	7.5 in (196 mm)
B	21.5 in (546 mm)	18.1 in (460 mm)
C	26.0 in (659 mm)	23.4 in (594 mm)
D	22.1 in (562 mm)	20.0 in (508 mm)
E	23.1 in (588 mm)	21.0 in (533 mm)
F	27.6 in (701 mm)	25.2 in (640 mm)

HS Models



HN Models

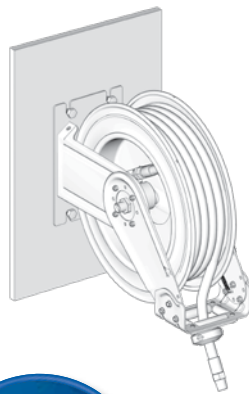


Typical Mounting Configurations

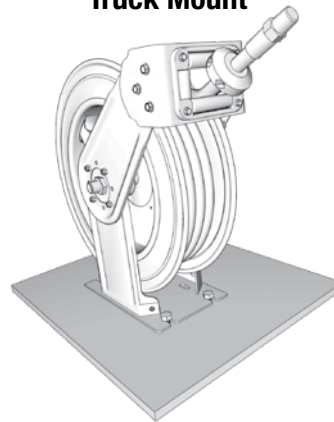
Overhead Mount




Wall Mount



**Bench/
Truck Mount**



**Truck Mount with Remote
Mounted Roller Guide**



Metallic Blue (B)
Standard In-Stock Color



**Available in
4 Colors**
Consult factory for
lead times.

Yellow (F)



White (A)



Desert Sand (G)



XD Series Hose Reels



30 / 30 HN

Ordering Information

XD 30 Reel Assembly Ordering Guide

XD Series reels are available in four colors. Use the chart below to determine the correct part number to order. The last character of each part number indicates the hose reel color.

Reel Color	Identifier
White	A
Metallic Blue	B
Yellow	F
Desert Sand*	G

*Desert Sand not available on HN Models.

Order Example:

Arm in overhead mount position, XD 30, oil, 3/4 in ID hose, 50 ft hose length

- Select your reel position:** HSMD5#
- Select your reel color:** Metallic Blue = "B"
(from Reel Assembly Ordering Guide – opposite)

Order Part Number:

HSMD5B



HS Models (with Adjustable Arm)

Reel Assemblies

Assembly includes hose, ball stop kit and roller guide. **Required hose inlet kit sold separately.**

Fluid	Hose (Included)		Connection Size		Maximum Pressure psi (bar)	Reel, Hose and Ball Stop Assembly Part Number	Recommended Hose Inlet Kit
	ID in (mm)	Length ft (m)	Inlet	Outlet			
Air/Water/Antifreeze/Windshield Washer Fluid	1/2 (13)	75 (23)	1/2 NPSM(M)	1/2 NPT(M)	300 (20.7)	HSLC8#	218549
	3/4 (19)	50 (15)	3/4 NPSM(M)	3/4 NPT(M)	300 (20.7)	HSLD5#	24E284
Oil	1/2 (13)	75 (23)	1/2 NPSM(M)	1/2 NPT(M)	1,500 (103)	HSMC8#	218549
	3/4 (19)	50 (15)	3/4 NPSM(M)	3/4 NPT(M)	1,250 (86)	HSM5#	24E284
Grease	1/2 (13)	50 (15)	1/2 NPSM(M)	1/2 NPT(M)	5,000 (345)	HSHC5#	24E283
	3/8 (10)	75 (23)	1/2 NPSM(M)	3/8 NPT(F)	5,000 (345)	HSHB7#	24E283
Pressure Wash	3/8 (10)	75 (23)	1/2 NPSM(M)	3/8 NPT(M)	4,000 (276)	HSPB8#	24E283
	1/2 (13)	50 (15)	1/2 NPSM(M)	1/2 NPT(M)	4,500 (310)	HSPC5#	24E283
Fuel/Oil Evacuation	1 (13)	30 (9)	3/4 NPSM(M)	1 NPT(M)	125 (8.6)	HSLE3#	24E285
DEF	3/4 (19)	50 (15)	3/4 BSPP(M)	3/4 BSPP ORB	50 (3.4)	HSDD5#	24W250 (BSPP)

Bare Reels

Required hose inlet kit sold separately.


Fluid	Hose (Not Included)		Connection Size		Maximum Pressure psi (bar)	Part Number	Recommended Hose Inlet Kit
	ID in (mm)	Length ft (m)	Inlet in (mm)	Outlet in (mm)			
Oil	1/2 (13)	75 (23)	1/2 (13) (m)	1/2 (13) (m)	2,000 (138)	HSMCF#	218549
	3/4 (19)	50 (15)	3/4 (19) (m)	3/4 (19) (m)	2,000 (138)	HSMDD#	24E284
Grease	1/2 (13)	50 (15)	1/2 (13) (m)	1/2 (13) (m)	5,000 (345)	HSHCD#	24E283
Pressure Wash	3/8 (10)	75 (23)	1/2 (13) (m)	3/8 (10) (m)	4,000 (276)	HSHFF#	24E283
DEF	3/4 (19)	50 (15)	3/4 (19) (m)	3/4 (19) ORB	50 (3.4)	HSDDD#	24W250 (BSPP)

Ordering Information

HN Models (without Adjustable Arm)

Reels with Hose


Required hose inlet kit sold separately.



Fluid	Hose (Included)		Connection Size		Maximum Pressure psi (bar)	Reel and Hose Assembly Part Number	Recommended Hose Inlet Kit
	ID in (mm)	Length ft (m)	Inlet	Outlet			
Air/Water/Antifreeze/ Windshield Washer Fluid	1/2 (13)	75 (23)	1/2 NPSM(M)	1/2 NPT(M)	300 (20.7)	HNLC8#	218549
	3/4 (19)	50 (15)	3/4 NPSM(M)	3/4 NPT(M)	300 (20.7)	HNLD5#	24E284
Oil	1/2 (13)	75 (23)	1/2 NPSM(M)	1/2 NPT(M)	1,500 (103)	HNMC8#	218549
	3/4 (19)	50 (15)	3/4 NPSM(M)	3/4 NPT(M)	1,250 (86)	HNMD5#	24E284
Grease	1/2 (13)	50 (15)	1/2 NPSM(M)	1/2 NPT(M)	5,000 (345)	HNHC5#	24E283
	3/8 (10)	75 (23)	1/2 NPSM(M)	3/8 NPT(F)	5,000 (345)	HNHB7#	24E283
Pressure Wash	3/8 (10)	75 (23)	1/2 NPSM(M)	3/8 NPT(M)	4,000 (276)	HNPB8#	24E283
	1/2 (13)	50 (15)	1/2 NPSM(M)	1/2 NPT(M)	4,500 (310)	HNPC5#	24E283
Fuel/Oil Evacuation	1 (13)	30 (9)	3/4 NPSM(M)	1 NPT(M)	125 (8.6)	HNLE3#	24E285

Bare Reels


Required hose inlet kit sold separately.



Fluid	Hose (Not Included)		Connection Size		Maximum Pressure psi (bar)	Part Number	Recommended Hose Inlet Kit
	ID in (mm)	Length ft (m)	Inlet in (mm)	Outlet in (mm)			
Oil	3/4 (19)	50 (15)	3/4 (19) (m)	3/4 (19) (m)	2,000 (138)	HNMD5#	24E284
Grease	1/2 (13)	50 (15)	1/2 (13) (m)	1/2 (13) (m)	5,000 (345)	HNHC5#	24E283
Pressure Wash	3/8 (10)	75 (23)	1/2 (13) (m)	3/8 (10) (m)	4,000 (276)	HNHB7#	24E283

Ball Stop Kits

XD HS models include ball stop kits. Order separately if ordering a bare reel or if needed with HN models.




Part Number	Description
222225	For 1/4 in (6 mm) ID hose (not compatible with XD 30, 700 or 750)
218340	For 1/4-3/8 in (6-10 mm) ID hose (not for use with XD 30, 700 or 750)
218341	0.782 in ID used for 3/8 in and 1/2 in (10 mm and 13 mm) hose (not compatible with XD 30, 700 or 750)
237872	1.0 in ID used for 5/8 in (16 mm) hose
237873	1.123 in ID used for 3/4 in (19 mm) hose
237874	1.374 in ID used for 1 in (25 mm) hose
24D132	For 3/8 in (10 mm) ID hose
24D133	For 1/2 in (13 mm) ID hose




Ordering Information

Hose Inlet Kits


A hose inlet kit is required when ordering an XD reel.

	Part Number	Description
	218549	1/2 in (13 mm) hose inlet kit for air/water and oil. 2,000 psi (137 bar), 1/2 in NPT hose inlet ID, 24 in (610 mm) long
	24E284	3/4 in (19 mm) hose inlet kit for air/water and oil. 1,250 psi (86 bar), 3/4 in NPT hose inlet ID, 24 in (610 mm) long
	24E283	1/2 in (13 mm) hose inlet kit for grease or pressure wash. 5,000 psi (345 bar), 1/2 in NPT hose inlet ID, 24 in (610 mm) long
	24E285	1/2 in (13 mm) hose inlet kit for fuel. 125 psi (8.6 bar), 1/4 in NPT hose inlet ID, 24 in (610 mm) long
	24W250	2 ft DEF inlet hose kit for XD 30 reels. 3/4 in BSPP(F) x cut end and 90° elbow
	24W251	6 ft DEF inlet hose kit for XD 30 reels. 3/4 in BSPP(F) x cut end and 90° elbow
	124875	2 ft DEF hose, 3/4 in BSPP(M) x cut end (inlet hose)
	124581	6 ft DEF hose, 3/4 in BSPP(M) x cut end (inlet hose)

Valve Hanger Kit

	Part Number	Description
	224444	Mounts to side of reel to allow hanging of non-metered and high-flow dispensing valves

Self-Adhesive Identification Label Set

	Part Number	Description
	180698	Set includes: 1 in x 5 in (25.4 mm x 127 mm) hose reels labels for Antifreeze, Water, SAE 5-40, SAE 10-40, SAE 20W, Hydraulic, Gear, SAE 10W, SAE 10-30, SAE 30W, Dexron, Air, Chassis, ATF



**7 Year
Warranty!**

Built-In Toughness

Engineered to take a beating and still reliably perform in harsh environments so it's ready when you need it. Choose from more colors, thread types and hoses or choose the bare reel so you can customize it with your hose. You get a professional look, easier fit and better-performing equipment.

Extensive Hose Offering

Standard models come complete with factory-installed hoses on the reel. Large selection of optional reels to fit various applications.

Full-Flow Swivel


Maximize material flow with minimal pressure drop for faster fills to get more vehicles through your shop.

Rugged and Durable Body

Heavy-duty welded spool and ribbed frame for extra strength and toughness over the long haul.

Meets Worldwide Needs

Built standard with 90° elbow with NPT, BSPP or BSPT threads. 1-1/2 in models also include 2 in Victaulic™*-style groove. Accessories attach without the need for adapters.



Typical Applications

- Heavy-duty truck dealers
- Fleet maintenance
- Mining maintenance
- Public works garages
- Construction vehicle maintenance
- Heavy-duty mobile service trucks
- Agriculture
- Lube trucks

Typical Fluids Handled

- Petroleum- and synthetic-based oils (motor, gear and ATF)
- Diesel fuel
- Air
- Water
- Antifreeze
- Waste oil evacuation

Technical Specifications

Operating Temperature Range	
Oil Reels – 1 inch	-20°F to 180°F (-28°C to 82°C)
All Other Reels	-40°F to 180°F (-40°C to 82°C)
Wetted Parts	Carbon steel, nickel plated cast iron, Buna-N rubber, FKM UHMWPE
Maximum Recommended Mounting Height	15 ft (4.6 m)
Sound Pressure Level	77.6 dB(A)
Sound Power Level	86.8 dB(A)

*Victaulic is a trademark of Victaulic Company of America.

How to Select an XD 40/50 Hose Reel

2 Ways to Order!

Option 1 – Reel with Hose

(Pages 246-247)

All models include the hose, hose guide and ball stop kit.



Option 2 – Bare Reel

(Pages 246-247)

Bare reel models do not include hose and ball stop kit.



Choose Your Accessories (Pages 248)

Hose Inlet Kit

A hose inlet is required for installation. They are appropriately sized for the hose reels based on type of fluid, hose size and pressure.



Support Arm

For additional support, add arm brackets to the reel. Required for overhead mounting applications.



Mounting Kit

Overhead mounting options available for XD 40 reels.



Hose Kit

Large selection of hoses appropriately sized for the hose reels based on type of fluid, hose size and pressure.



Hose Inlet Kit

A hose inlet is required for installation. They are appropriately sized for the hose reels based on type of fluid, hose size and pressure.



Ball Stop Kit

When the ball stop comes in contact with the hose guide, the hose is prohibited from rewinding.



Support Arm

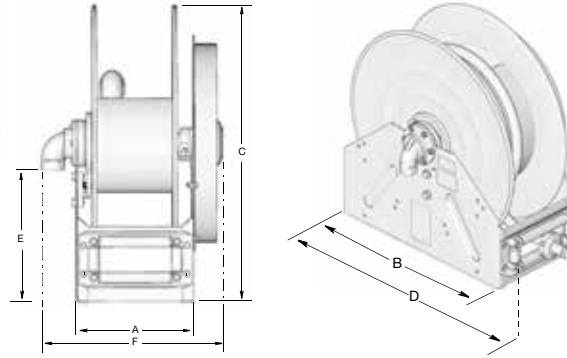
For additional support, add arm brackets to the reel. Required for overhead mounting applications.



Mounting Kit

Overhead mounting options available for XD 40 reels.



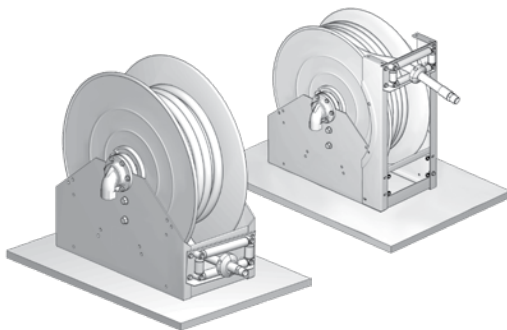


Dimensions							
Model	Inlet/Outlet Size NPT(F)	Dimensions in (mm)*					
		A	B	C	D	E	F
XD 4010 – Model 1	1 in/1 in	11.83 (300)	24 (610)	26.13 (664)	26.4 (671)	10.91 (277)	16.54 (420)
XD 4010 – Model 2	1 in/1 in	11.83 (300)	24 (610)	26.13 (664)	26.4 (671)	10.91 (277)	17.47 (444)
XD 5010	1 in/1 in	11.83 (300)	28.5 (724)	30.13 (765)	29.4 (747)	10.91 (277)	17.4 (444)
XD 5015	1-1/2 in/ 1-1/2 in	11.83 (300)	28.5 (724)	30.13 (765)	29.4 (747)	10.91 (277)	18.24 (463)

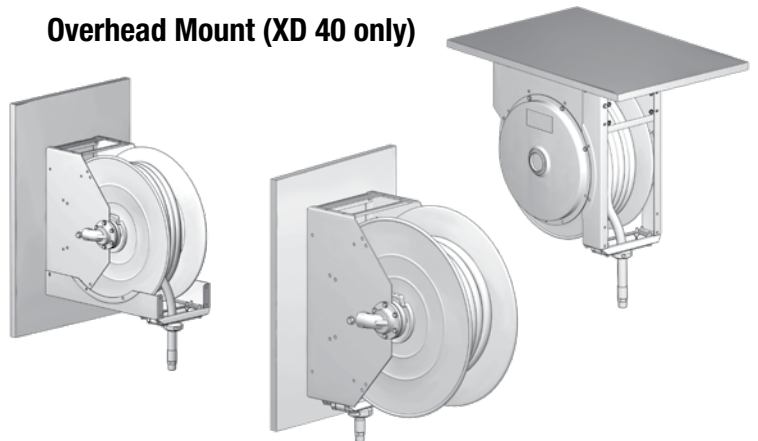
*For complete list of dimensions, see Graco product manual 3A2990.

Typical Mounting Configurations

Truck-Bed or Bench Mount



Overhead Mount (XD 40 only)



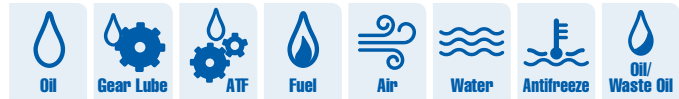
Available in
3 Colors
Consult factory for
lead times.

Standard In-Stock Color:
Metallic Blue



Hose and Cord Reels

XD Series Hose Reels



40 / 50

Ordering Information

XD 40 Reels with Hose

Includes hose, ball stop kit and hose guide. *Required hose inlet kit sold separately.*

Reel Size	Fluid	Hose		Connection Size		Maximum Pressure psi (bar)	Part Number by Reel Color			Hose Inlet Kit (Order Separately)	Truck/Bench Mount Only	
		ID in (mm)	Length ft (m)	Inlet NPT(F)	Outlet NPT(M)		Metallic Blue	Yellow	White			
XD 4010	Air/Water	1/2 (13)	100 (30)	1	1/2	300 (21)	24P327	24P328	24P329	24R111		
		3/4 (19)	75 (23)	1	3/4	300 (21)	24P330	24P331	24P332			
		3/4 (19)	100 (30)	1	3/4	300 (21)	24P333	24P334	24P335			
		1 (25)	50 (15)	1	1	300 (21)	24P336	24P337	24P338			
	Antifreeze	3/4 (19)	100 (30)	1	3/4	300 (21)	24P984	24P985	24P986			
	Oil	1/2 (13)	100 (30)	1	1/2	2,000 (138)	24P339	24P340	24P341			
		3/4 (19)	75 (23)	1	3/4	1,500 (103)	24P342	24P343	24P344		•	
		3/4 (19)	75 (23)	1	3/4	1,500 (103)	24R857	24R859	24R860			
		3/4 (19)	100 (30)	1	3/4	1,500 (103)	24P345	24P346	24P347			
		1 (25)	50 (15)	1	1	1,275 (88)	24P348	24P349	24P350		•	
	1 (25)	50 (15)	1	1	1,275 (88)	24R861	24R862	24R863				
	Waste Oil Evacuation	1 (25)	50 (15)	1	1	250 (17)	24P351	24P352	24P353		24R112	
	Diesel Fuel	1 (25)	50 (15)	1	1	250 (17)	24P354	24P355	24P356		24R115	

XD 40 Bare Reels

Reel Size	Fluid	Hose Length Capacity (in x ft (m))			Connection Size		Maximum Pressure psi (bar)	Part Number by Reel Color			Hose Inlet Kit (order separately)	Truck/Bench Mount Only
		1/2	3/4	1	Inlet NPT(F)	Outlet NPT(F)		Metallic Blue	Yellow	White		
XD 4010	Air/Water	100 (30)	75 (23)	50 (15)	1	1	600 (41)	24P313	24P315	24P316	24R111	
		–	100 (30)	–	1	1	600 (41)	24P317	24P318	24P319		
	Antifreeze	–	100 (30)	50 (15)	1	1	600 (41)	26A140	26A141	26A142		
	Oil	–	75 (23)	50 (15)	1	1	2,000 (138)	24P320	24P322	24P323		•
		–	75 (23)	50 (15)	1	1	2,000 (138)	24R854	24R855	24R856		
		100 (30)	100 (30)	–	1	1	2,000 (138)	24P324	24P325	24P326		
	Waste Oil Evacuation	–	–	75 (23)	1	1	600 (41)	24P317	24P318	24P319		24R112
Diesel Fuel	–	–	50 (15)	1	1	600 (41)	24P317	24P318	24P319	24R115		

Remember to Order!

 <p>Ball Stop Kit See page 248</p>	 <p>Support Arm See page 248</p>	 <p>Hose See page 260-261</p>	 <p>Hose Inlet See page 248</p>
--	--	---	--

Hose and Cord Reels



Ordering Information

XD 50 Reels with Hose

Includes hose, ball stop kit and hose guide. *Required hose inlet kit sold separately.*

Reel Size	Fluid	Hose		Connection Size		Maximum Pressure psi (bar)	Part Number by Reel Color			Hose Inlet Kit (Order Separately)	
		ID in (mm)	Length ft (m)	Inlet NPT(F)	Outlet NPT(M)		Metallic Blue	Yellow	White		
		XD 5010	Air/Water	1 (25)	75 (23)		1	1	300 (21)		24P470
1 (25)	100 (30)			1	1	300 (21)	24P473	24P474	24P475		
Antifreeze	1 (25)		100 (30)	1	1	300 (21)	24P987	24P988	24P989		
Oil	1 (25)		75 (23)	1	1	1,275 (88)	24P476	24P477	24P478		
Diesel Fuel	1 (25)		75 (23)	1	1	250 (17)	24P485	24P486	24P487	24R115	
	1 (25)		100 (30)	1	1	250 (17)	24P488	24P489	24P490		
XD 5015**	Waste Oil Evacuation	1-1/4 (32)	35 (11)	1-1/2	1-1/4	200 (14)	24P479	24P480	24P481	-	
		1-1/4 (32)	50 (15)	1-1/2	1-1/4	200 (14)	24P482	24P483	24P484		
	Diesel Fuel	1-1/4 (32)	35 (11)	1-1/2	1-1/4	250 (17)	24P491	24P492	24P493		24R117
		1-1/4 (32)	50 (15)	1-1/2	1-1/4	250 (17)	24P494	24P495	24P496		
		1-1/2 (38)	50 (15)	1-1/2	1-1/2	150 (10)	24P497	24P498	24P499		





**Standard 2 inch Vitaulic™ -style groove on inlet.

XD 50 Bare Reels


Reel Size	Fluid	Hose Length Capacity (in x ft (m))			Connection Size		Maximum Pressure psi (bar)	Part Number by Reel Color			Hose Inlet Kit (order separately)
		1	1-1/4	1-1/2	Inlet NPT(F)	Outlet NPT(F)		Metallic Blue	Yellow	White	
		XD 5010	Air/Water	100 (30)	-	-		1	1	600 (41)	
Antifreeze	100 (30)		-	-	1	1	600 (41)	26A143	26A144	26A145	
Oil	75 (23)		-	-	1	1	2,000 (138)	24P458	24P459	24P460	
Diesel Fuel	100 (30)		-	-	1	1	600 (41)	24P455	24P456	24P457	24R115
	75 (23)		-	-	1	1	600 (41)	24P464	24P465	24P466	
XD 5015**	Waste Oil Evacuation		-	50 (15)	-	1-1/2	1-1/2	600 (41)	24P461	24P462	24P463
	Diesel Fuel	-	50 (15)	-	1-1/2	1-1/2	600 (41)	24P461	24P462	24P463	24R117
		-	50 (15)	50 (15)	1-1/2	1-1/2	600 (41)	24P467	24P468	24P469	

**Standard 2 inch Vitaulic™ -style groove on inlet.

Remember to Order!

 Ball Stop Kit See page 248	 Support Arm See page 248	 Hose See page 260-261	 Hose Inlet See page 248
---	---	--	---


XD Series Hose Reel Accessories




40 / 50

Ordering Information


Ball Stop Kits

	Part Number	Description
	237873	Ball stop kit used for 3/4 in (19 mm) hose
	237874	Ball stop kit used for 1 in (25 mm) hose
	24R060	Ball stop kit used for a 1-1/4 in (32 mm) hose
	24R061	Ball stop kit used for a 1-1/2 in (38 mm) hose


Hose Guides

	Part Number	Description
	24R072	Roller guide kit with bracket for XD 40 and XD 60
	24R074	Roller guide kit with bracket for XD 50


Support Arm Kits

	Part Number	Description
	24R076	Support arm kit for XD 40
	24R077	Support arm kit for XD 50


Mounting Kit

	Part Number	Description
	237932	Overhead or wall mounting kit for XD 40. Includes all parts needed for overhead mounting one reel.

Hose Inlet Kits

	Part Number	Description
	24R111	1 in (25 mm) hose inlet kit for air/water and oil. 1,275 psi (88 bar), 1 in NPT hose inlet ID, 28 in (710 mm) long
	24R112	1 in (25 mm) hose inlet kit for waste oil evacuation. 250 psi (17 bar), 1 in NPT hose inlet ID, 28 in (710 mm) long
	24R115	1 in (25 mm) hose inlet kit for diesel fuel. 250 psi (17 bar), 1 in NPT hose inlet ID, 28 in (710 mm) long
	24R117	1-1/2 in (38 mm) hose inlet kit for diesel fuel. 150 psi (10 bar), 1.5 in NPT hose inlet ID, 28 in (710 mm) long

Self-Adhesive Identification Label Set

	Part Number	Description
	180698	Set includes: 1 in x 5 in (25.4 mm x 127 mm) hose reels labels for Antifreeze, Water, SAE 5-40, SAE 10-40, SAE 20W, Hydraulic, Gear, SAE 10W, SAE 10-30, SAE 30W, Dexron, Air, Chassis, ATF

Hose and Cord Reels