

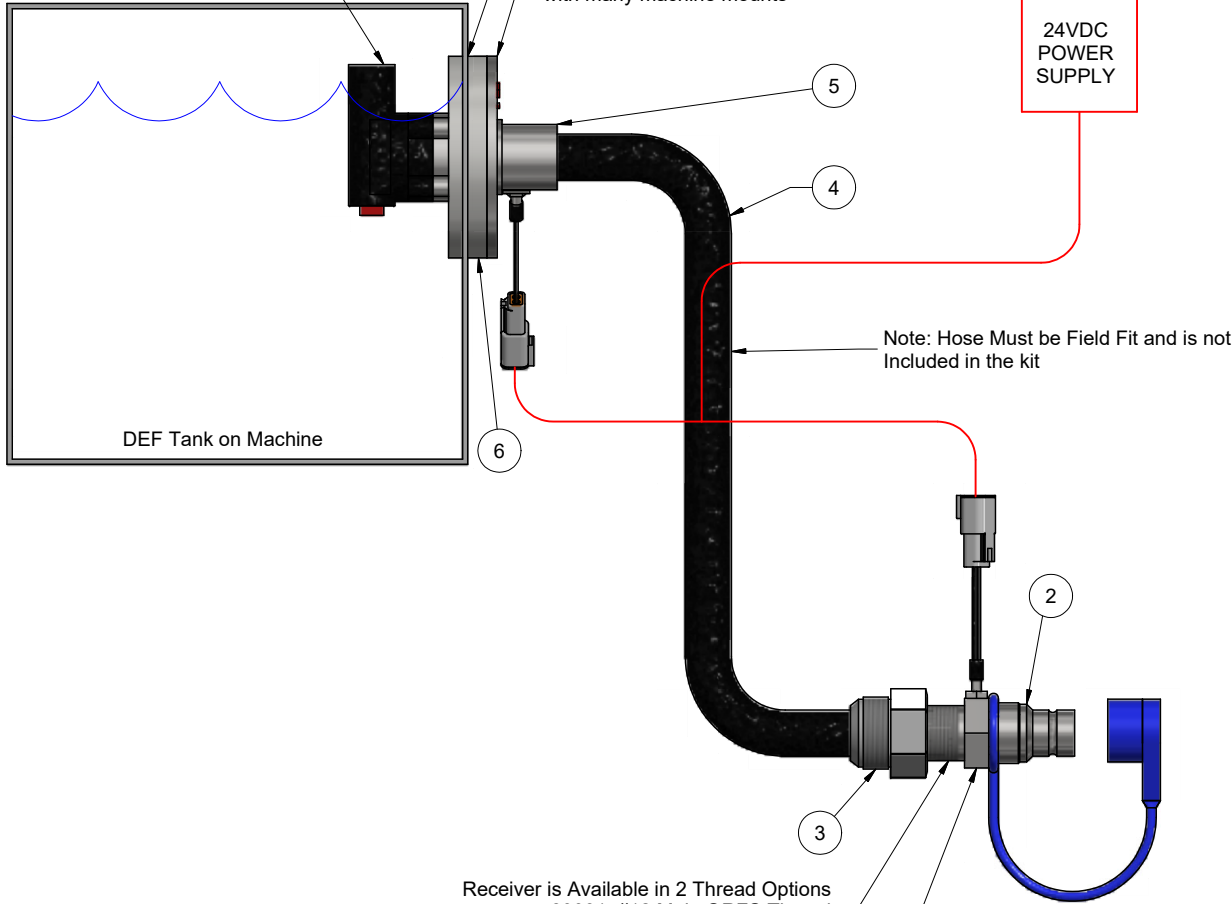
Item	Qty	TITLE	Part #
1	1	DEF Fast Fill Nozzle, 3/4" BSPP Female Thread, Max 100 LPM	80355
2	1	Hartmann DEF receiver - 16 ORFS with 24 VDC heater - Includes Cap 80038 and Heater Plug and Harness 80037	80036-H
3	1	*OPTIONAL* Adapter, #16 Female ORFS x #24 Male JIC Straight, Stainless Steel	6504-16-24SS-1
4	1	DEF Hose - Size is Determined by the Length of Hose	Hartmann Hose
5	1	Hartmann DEF shutoff valve, horizontal mount, Wiggins flange, #16 ORB inlet, Max 150 LPM, 24 VDC heater - Includes Heater Plug and Harness 80037	80200-WH-16
6	1	*OPTIONAL* Hartmann DEF shutoff valve Mounting Flange	80200-WH-FLANGE

If No Mounting Flange is Available on Tank
This Flange can be Welded on

Shutoff Includes a Check Valve
which Stops Filling once the
Fluid Reaches Level

The Hartmann Shutoff Valve is Interchangeable
with many machine mounts

24VDC
POWER
SUPPLY



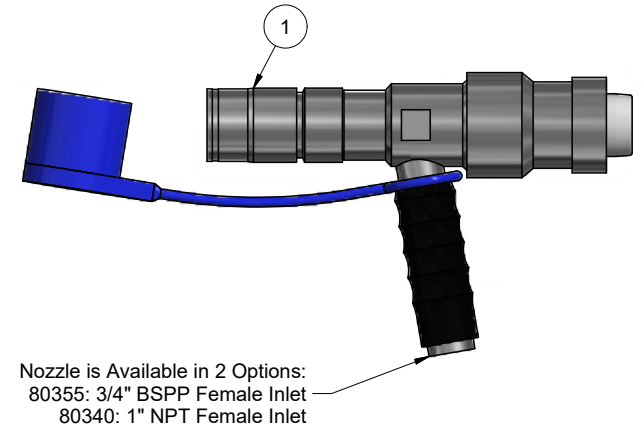
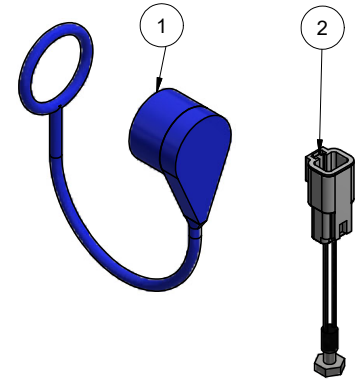
Manufacturing Materials:
Receiver: 316 Stainless Steel
Cap: Rubber/PVC Blend
Locking Nut: Steel
Heater Plug: 304 Stainless Steel

Receiver is Available in 2 Thread Options
80031: #12 Male ORFS Thread
80036: #16 ORFS Thread

Hartmann Receiver can be Remote Mounted to an
Easily Accessible Location

Operational Specifications:
Flow Rate: Up to 80 LPM
Max Operating Pressure: 600psi (42 Bar)
Burst Pressure: 2400psi (168 Bar)
Operating Temperature: -40°f/302°f (-40°c/150°c)
Freeze Compensated Design Prevents Damage Due to Frozen DEF Expansion

Replacement Part Numbers			
Item	Qty	TITLE	Part #
1	1	Hartmann Blue Dust Cap for Receiver	80038
2	1	Heater Plug c/w Deutsch DT-04-2P Connection and 2 x 20AWG leads in a Fiberglass Sleeve	80037



Nozzle is Available in 2 Options:
80355: 3/4" BSPP Female Inlet
80340: 1" NPT Female Inlet



CATEGORY:		FUELHAWK	
PART OR COMPONENT:		HARTMANN DIESEL EXHAUST FLUID FILL AND SHUTOFF	
SYSTEM C/W 24VDC HEATER ON RECEIVER AND FLANGE			
DRAWN BY:	DATE:		
Fuelhawk	1/19/24		
REV. #:	REV. DATE:		